



**PROJECT
TELECOM**

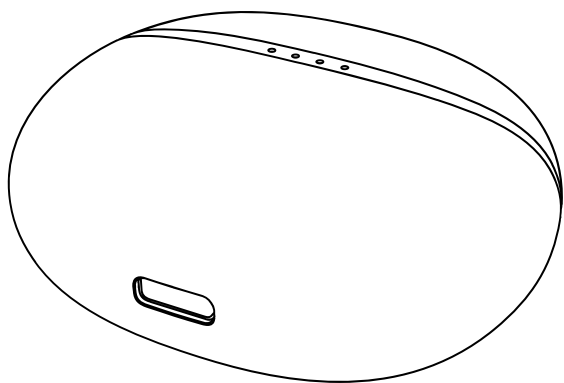
UNIFYING COMMUNICATIONS

Professional EB Wireless Bluetooth Earbuds Earphones | ANC | Active Noise Cancelling

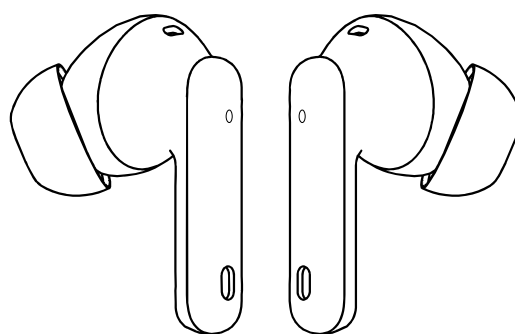


USER GUIDE

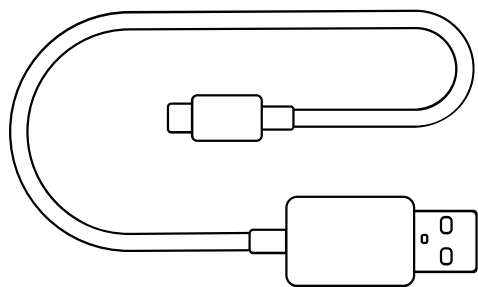
Accessories



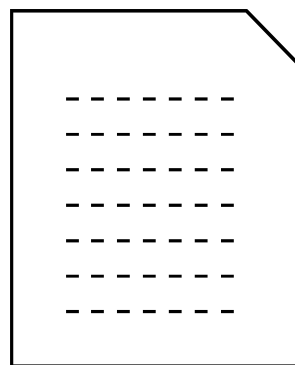
Charging case



Wireless Earphones



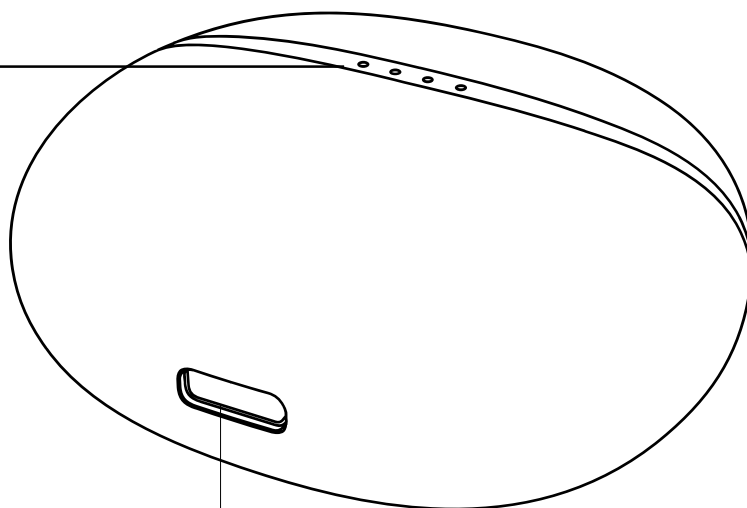
Type-C Charging cable



User Manual

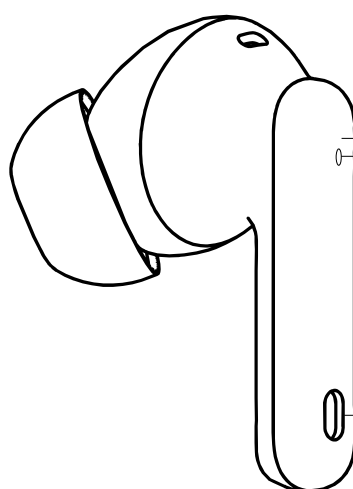
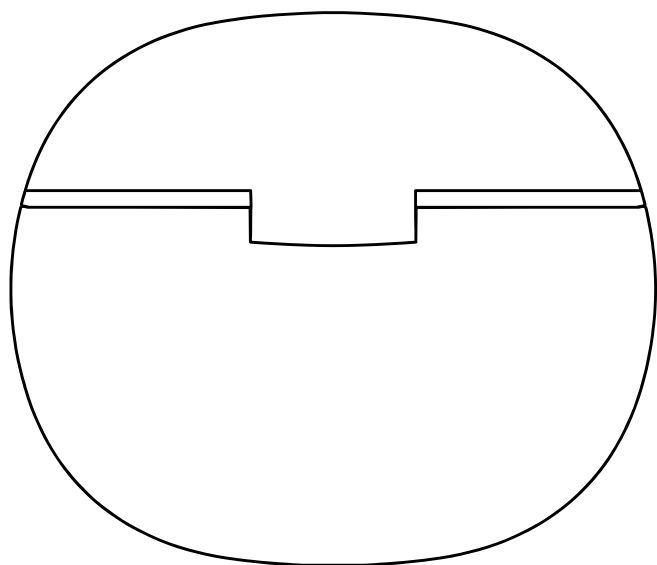
Product Details

Charging indicator



Type-C charging port

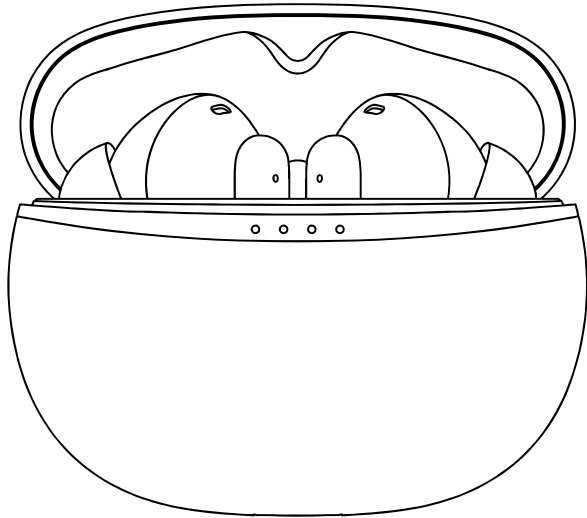
Charging case



Touch area

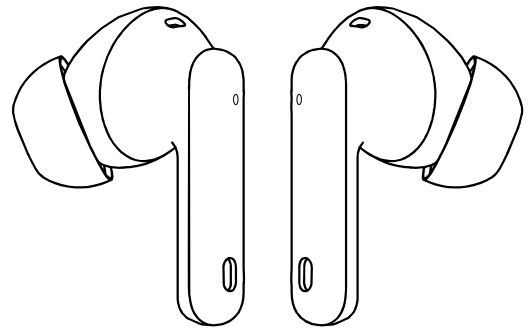
Microphone

Product Usage



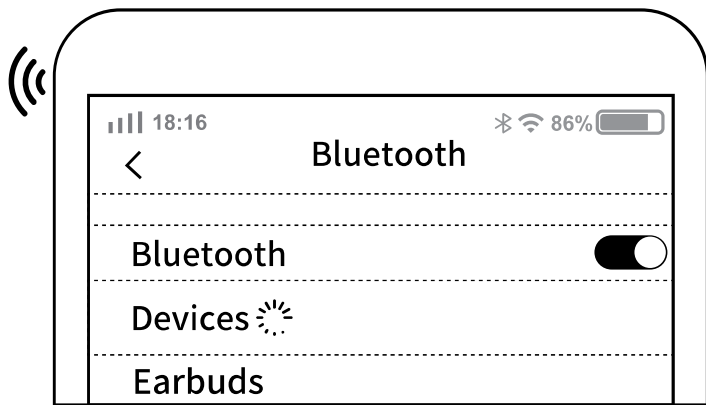
Step 1

Open case to power on automatically
Or press earphone 3s to power on



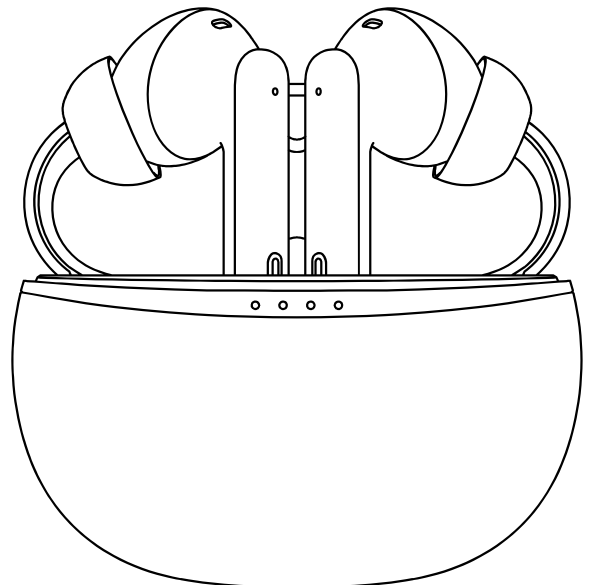
Step 2

Earphones auto pairing



Step 3

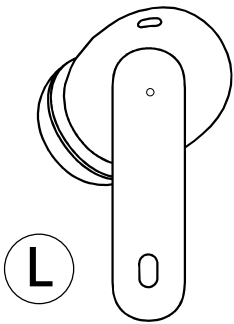
Turn on the Bluetooth on device
and search **Earbuds** to connect



Step 4

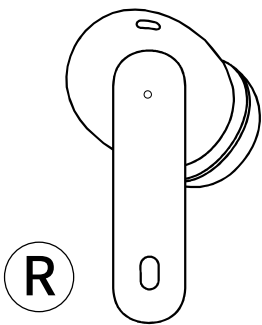
Power off: put earphones into
case with lid closed
Or press earphone 5s to power
off. (No connected for 3 mins,
will power off)

Functions



Short Press

- ☞ 1 click Receive/Hang up call
- ☞ 1 click Play/Pause
- ☞ 2 click ANC/Transparency mode switching
- ☞ 3 click Gaming/Music mode switching
- Long pres 2s Last song/Reject call



Short Press

- ☞ 1click Receive/Hang up call
- ☞ 1 click Play/Pause
- ☞ 2 click Voice assistance activate/close
- ☞ 3 click Gaming/Music mode switching
- Long pres 2s next song/Reject call

Remark: earphones will be connected automatically with mobile if it has been connected before.

Charge

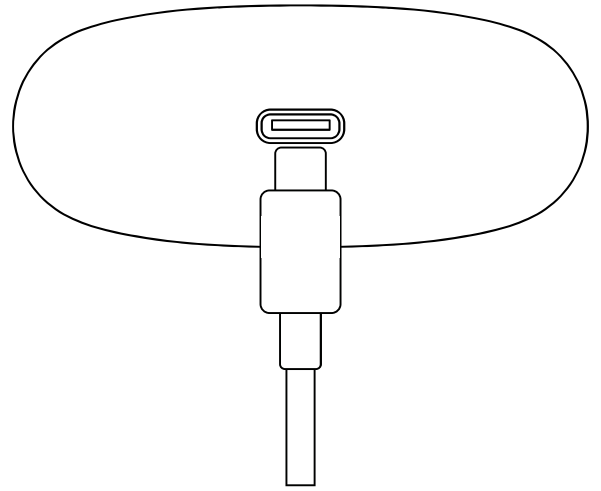
If earphones lose pairing function, let earphones power on--->Turn off the Bluetooth on the mobile---->Double touch right earphone to get them paired manually.

▲ Use the original charging cable to charge. Fast charging are prohibited.

● Charging case indicator will stay on when it charging earphones

Once earphones full charged, indicator light will disappear.

● Charging case indicator light will flash when under charging. Once full charged, indicator light will stop flashing and stay on.



Product Specification

- | | |
|----------------------------|------------------------------------|
| ● Bluetooth Version: V5.1 | ● Charging voltage: DC 5V |
| ● Stand-by time: 140 days | ● Transmission distance: 10m -15 m |
| ● Talk time: 4 hours | ● Frequency Response: 20-20000 Hz |
| ● Charging time: 1.5 H | ● Charging case battery: 320 mAh |
| ● Battery capacity: 40 mAh | ● Music playtime: 6-8 hours |

Safety Information

Before using and operating the earphones, please read and follow the below precautions to ensure the best performance of it and to avoid dangerous or illegal situations.

Electronic Devices

- Do not use this device in the place where wireless devices are prohibited, otherwise it will interfere with other electronic devices or cause other dangers.

Medical equipment interference

- In medical and health care places where the use of wireless devices is prohibited, please follow the rules and turn off the device.
- The radio waves generated by the device may affect the normal operation of implanted medical devices or personal medical devices, such as pacemakers, cochlear implants, hearing aids, etc. If you use these medical devices, please consult the manufacturer for restrictions on the use of this device.
- When using this device, please keep at least 15 cm away from implanted medical devices (such as pacemakers, cochlear implants, etc.)

Hearing Loss

- Listening to sound at high volume may permanently damage your hearing.
When you use earphones to listen to music or calls, it is recommended to use the minimum volume required for music or calls to avoid hurting your hearing.
- Exposure to high-level volume while driving, driving attention may be distracted and cause accidents.

Operating environment

- Do not use the device in dusty, sharp, compact or near magnetic fields to avoid failure of the internal circuit of the device.
- When installing the device, please keep away from strong magnetic fields or electrical appliances with strong magnetic fields, such as ovens and refrigerators.
- Do not use the device in thunderstorm weather. Thunderstorm weather may cause equipment failure or electric shock hazard.
- Please use the device within a temperature range of $-10^{\circ}\text{C} \sim +55^{\circ}\text{C}$, and store the device and its accessories within a temperature range of $-40^{\circ}\text{C} \sim +70^{\circ}\text{C}$. When the ambient temperature is too high or too low, it may cause device function failure. When the temperature is below 5°C , the performance of the battery is limited.

- Do not place the device in direct sunlight, such as the dashboard or window sill of a car.
 - Do not place the device near heating sources or exposed fire sources, such as electric heaters, ovens, water heaters, stoves, candles, or other places that may generate high temperatures.
- Do not place sharp metal objects such as pins near the device's earpiece or speaker, otherwise the metal objects may adhere and cause injury to you.

Child health

- This device and its accessories may contain some small parts. Keep the device and its accessories in a place out of children's reach. Children may inadvertently damage the device and its accessories, or swallow small parts, causing suffocation or other hazards.
- This device is not a toy, children should use this device under adult supervision.

Battery safety

Do not disassemble or modify the battery, or immerse in water or other liquids, to avoid battery leakage, excessive, fire or explosion.

- Do not drop, crush or puncture the battery. It can cause internal short circuits and overheating..
- This device is equipped with a non-removable built-in battery. Do not replace the battery yourself to avoid damage to the battery or device. The battery can only be replaced by Huawei Customer Service Center.

- Please dispose batteries in accordance with local regulations. Do not dispose batteries as household waste. Improper disposal of the battery may cause the battery to explode.

Charger safety

- When charging the device, the power socket should be installed near the device and should be easily accessible.
- When charging is completed or not charging, disconnect the charger from the device and unplug the charger from the power outlet.

Environmental protection

- Do not dispose this device and its accessories as ordinary household garbage.
- Please abide by the local laws and regulations on the handling of this device and its accessories, and support recycling operations.

Precautions

1. The earphones should be stored in a dry/ventilated environment and avoid contacting with oil, water vapor, steam, moisture and dust to prevent the performance of the product.
2. Avoid using harsh organic solvents or items containing these ingredients to clean the earphones.
3. The earphones should be used correctly according to the requirements, and pay attention to the effect of the environment on the product. Make sure the connection is smooth and recommend a distance between them within 10 meters.
4. If the earphone failed to connect or with poorly connection, please do not dismantle them or the accessories privately. Otherwise no warranty.
5. When charging the earphones, please use the standard car charger or the charger specified by our company.
6. To ensure the normal use of the earphones, please make sure they are fully charged.

Warranty Service

- A. During normal use of this product, if the product has non-artificially damage performance failure. From the date of the purchase, consumers enjoy a free warranty period with 12 months.
- B. In one of the following circumstances, consumers cannot enjoy the free warranty benefits
1. Artificially damage.
 2. Exceeds the warranty period.
 3. Cannot provide valid proof of purchase.
 4. Failure to use and maintain the product in accordance with the instructions.
 5. Unauthorized, dismantle or repair the products privately or product was soaked.
 6. Other damage caused by force majeure.