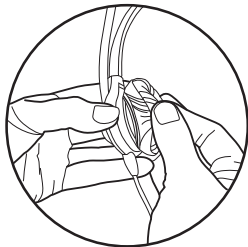
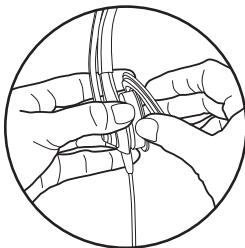


Universal Ear Cushion: EC-16

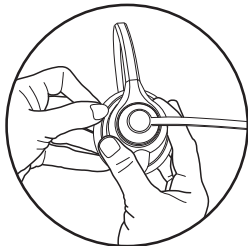
70mm Leatherette Donut Style Universal Ear Cushion with speaker mesh and fixing bracket



- 1.** Remove the existing ear cushion by gently pulling the underside of the ear cushion away from the speaker collar.



- 2.** Attach the EC-16 bracket over the speaker collar by carefully feeding the plastic bracket over the headset speaker collar.



- 3.** Once the bracket is in place, carefully feed the leatherette ear cushion over the bracket.