



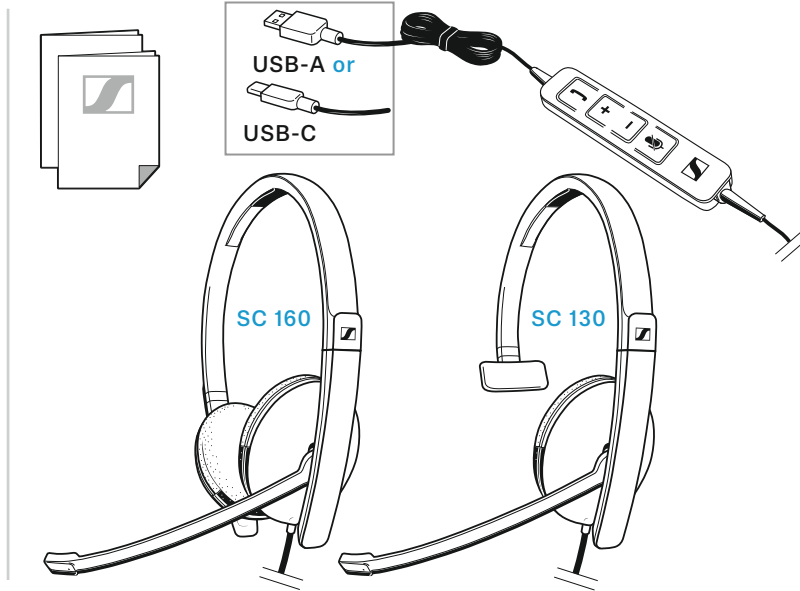
SENNHEISER

SC 130 USB  
SC 130 USB-C  
SC 160 USB  
SC 160 USB-C  
USB headset

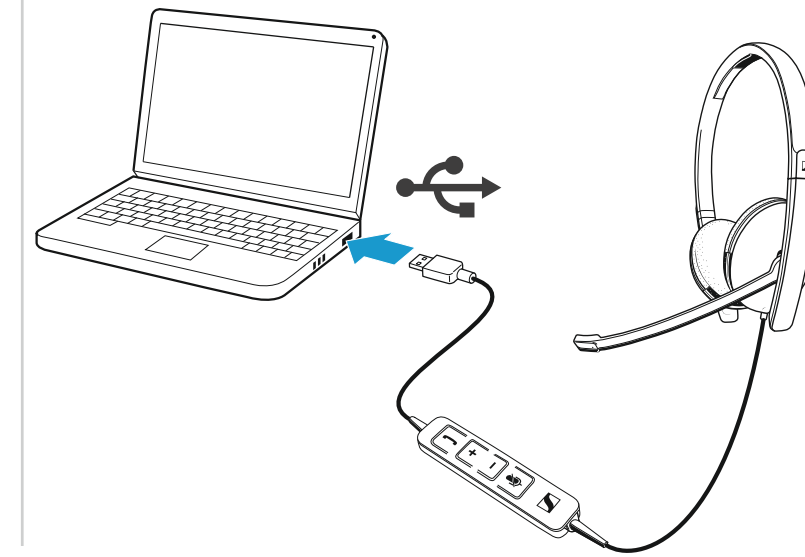


EN Quick Guide	EL Γρήγορος οδηγός	RU Краткое руководство
DE Kurzanleitung	DA Kvikvejledning	ZH 快速入门指南
FR Guide express	SV Snabbguide	TW 快速指南
IT Guida rapida	FI Pikaopas	TR Hızlı Kılavuz
ES Guía rápida	PL Skrócona instrukcja obsługi	JA クイックガイド
PT Guia Rápido	ID Panduan Cepat	KO 빠른 가이드
NL Mini handleiding		

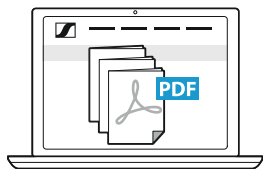
**Package contents** | Lieferumfang | Contenu de la boîte | Contenuti della confezione | Contenido del embalaje | Conteúdo da embalagem | Inhoud verpakking | Περιεχόμενα συσκευασίας | Pakkens indhold | Innehåll i förpackningen | Pakkauksen sisältö | Zawartość opakowania | Содержимое упаковки | 套裝內容 | 包裝內容 | Kutunun içeriği | パッケージ内容 | Isi kemasan | 패키지 내용



**Connecting the headset** | Headset anschließen | Connexion du casque microphone | Collegamento dell'headset | Conectar el headset | Ligar os microauscultadores | Headset aansluiten | Σύνδεση του σερ κεφαλής | Tilslutning af hovedsættet | Anslut headset | Liitä kuulokemikrofoni | Podłączenie zestawu słuchawkowego | Подключение гарнитуры | 连接耳机 | 連接耳機 | Kulaklığın bağlanması | 헤드셋을接続하는 | Menyambungkan headset | 헤드셋 연결하기



**Detailed information** | Ausführliche Informationen | Informations détaillées | Informazioni dettagliate | Información detallada | Informação detalhada | Gedetailleerde informatie | λεπτομερείς πληροφορίες | Detaljeret information | Detaljerad information | Yksityiskohtaiset tiedot | Szczegółowe informacje | Подробная информация | 詳細情報 | 詳細資訊 | Ayrıntılı bilgi | 詳細情報 | Informasi terperinci | 상세 정보



[www.sennheiser.com/support-me](http://www.sennheiser.com/support-me)

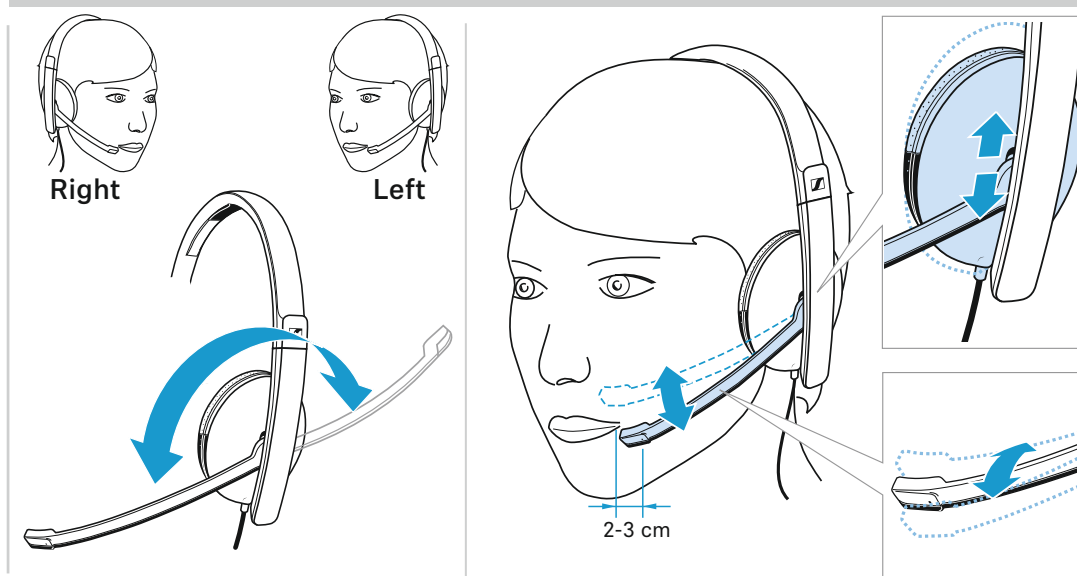
For product specific software and firmware upgrade with the "Sennheiser Updater" go to [www.sennheiser.com/software](http://www.sennheiser.com/software)

**Sennheiser Communications A/S**

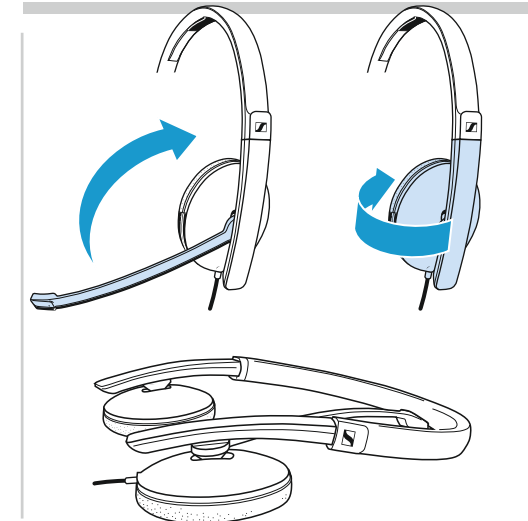
Industriparken 27, DK-2750 Ballerup, Denmark  
[www.sennheiser.com](http://www.sennheiser.com)

Printed in China, Publ. 11/18, 770-00176/A01

**Adjusting and wearing the headset** | Headset anpassen und tragen | Ajuster et porter le micro-casque | Regolazione e posizionamento delle cuffie | Cómo ajustar y llevar el auricular | Ajustar e usar o auscultador | De headset aanpassen en dragen | Προσαρμογή και εφαρμογή του ακουστικού | Sådan justeres og bæres headsettet | Justera och bära headsettet | Kuulokkeiden säätäminen ja käyttäminen | Dostosowanie i noszenie zestawów słuchawkowych | Настройка и ношение гарнитуры | 調整并佩戴耳机 | 調整及佩戴耳機 | Kulaklığın takılması ve ayarlanması | 헤드셋의 조정 및 착용 | Menyusaiikan dan mengenakan headset | 헤드셋 조정 및 착용

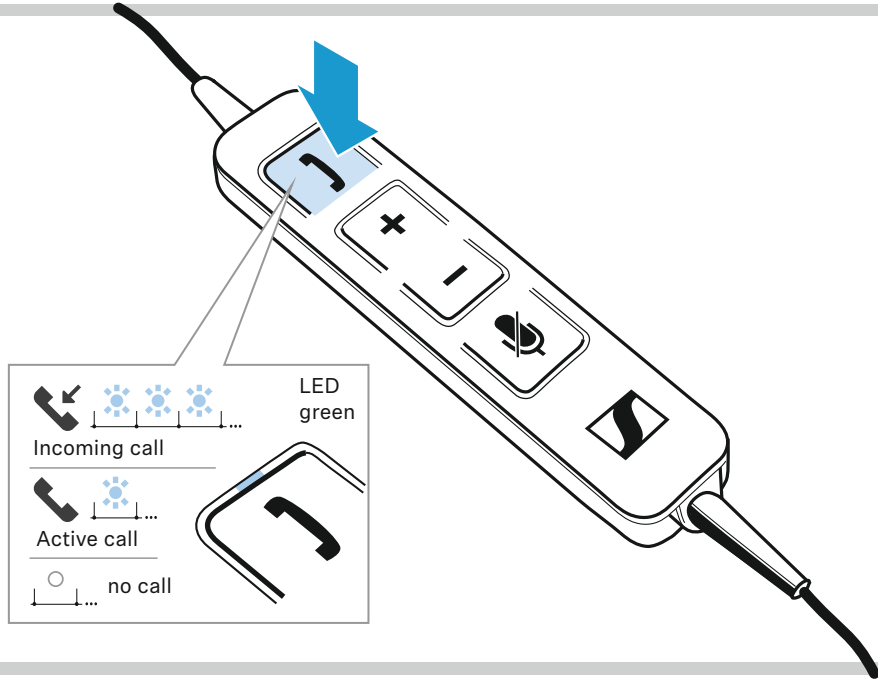


**Transporting the headset** | Headset transportieren | Transporter le casque-micro | Trasporto dell'headset | Transportar el headset | Transportar os micro-auscultadores | De headset transporteren | Μεταφορά του ακουστικού | Transport af headset | Transportera headset | Kuulokkeiden kuljettaminen | Transport zestawu słuchawkowego | Транспортировка гарнитуры | 携帶耳机 | 攜行耳機 | Kulaklık setini taşıma | 헤드셋輸送時 | Membawa headset | 헤드셋 휴대하기



**Call control features**

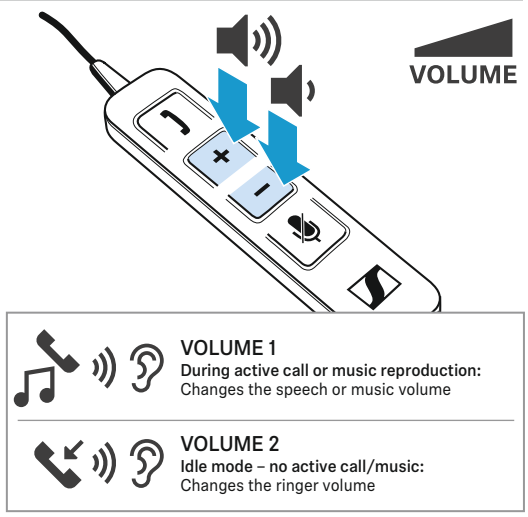
- Accepts a call
- Ends a call
- Rejects a call
- Redials the last number (idle mode: no active call or music)
- Puts an active call on hold (when there is no incoming call = pause)
- Starts/stops voice dialing for computer or voice assistant for mobile phone (idle mode: no active call or music) Press until you hear a beep, then release the button.



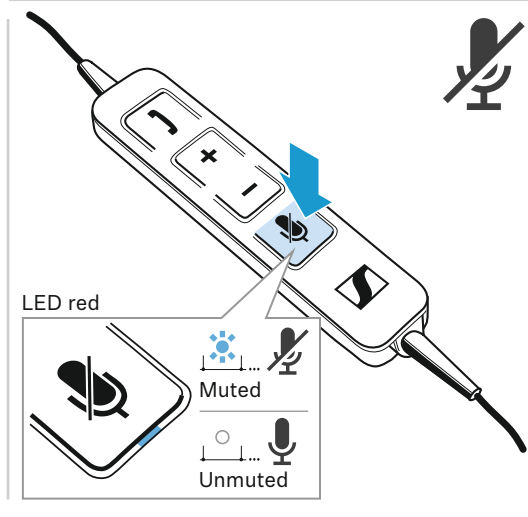
**Managing multiple calls**

- |  |   |  |
|--|---|--|
| call 1   | call 2  | Accepts the incoming call & ends the active call     |
| Accepts the incoming call & puts active call on hold | Rejects the incoming call & continues the active call | Ends the active call & makes the call on hold active |
| Toggles between active & held call                   | call 3  | Rejects the incoming call 3                          |

**Adjusting the volume** | Lautstärke einstellen | Régler le volume | Impostazione del volume | Ajustar el volumen | Ajustar o volume | Volume instellen | Ρύθμιση έντασης | Indstilling af lydstyrke | Ställ in volymen | Äänvoimakkuuden säätäminen | Regulacja głośności | Регулировка громкости | 调节音量 | 調節音量 | Ses düzeyini ayarla | 音量を調節する | Mengatur volume suara | 볼륨 조절하기



**Muting the microphone** | Mikrofon stummschalten | Couper le microphone | Silenziamento del microfono | Silenciar el micrófono | Activar o modo de silencio no microfone | Mikrofoon op mute schakelen | Σίγαση μικροφώνου | Frakobling af lyd på mikrofon | Stäng av mikrofonen | Mikrofoniin mykistäminen | Wyciszenie mikrofonu | Отключение микрофона | 麦克风静音 | 調節音量 | Mikrofonu kapat | マイクのミュート | Menonaktifkan suara mikrofon | 마이크 음소거



**Replacing the ear pad** | Ohrpolster austauschen | Remplacer le coussinet d'oreille | Sostituzione dei cuscinetti auricolari | Cambiar las almohadillas | Substituir as almofadas | Oorkussens vervangen | Αντικατάσταση των καλυμμάτων αυτιών | Udskiiftning af ørepolstringer | Byt öronkuddar | Korvapehmusteiden vaihto | Wymiana poduszek słuchawkowych | Замена подушек амбушюров | 更換耳墊 | 更換耳機襯墊 | Kulak yastığının değiştirilmesi | イヤーパッドを交換する | Mengganti Bantalan Telinga | 이어 패드 교체하



**Cleaning the product** | Produkt reinigen | Nettoyage du produit | Pulizia del prodotto | Limpeza del producto | Limpar o produto | Het product reinigen | Καθαρισμός του προϊόντος | Rengøring af produktet | Rengöra produkten | Tuotteen puhdistus | Czyszczenie produktu | Чистка продукта | 清洁产品 | 清潔本產品 | Ürünün temizlenmesi | 製品のクリーニング | Membersihkan produk | 제품 청소

