



BigTel 201

**Bedienungs-
anleitung**

User manual

**Mode
d'emploi**

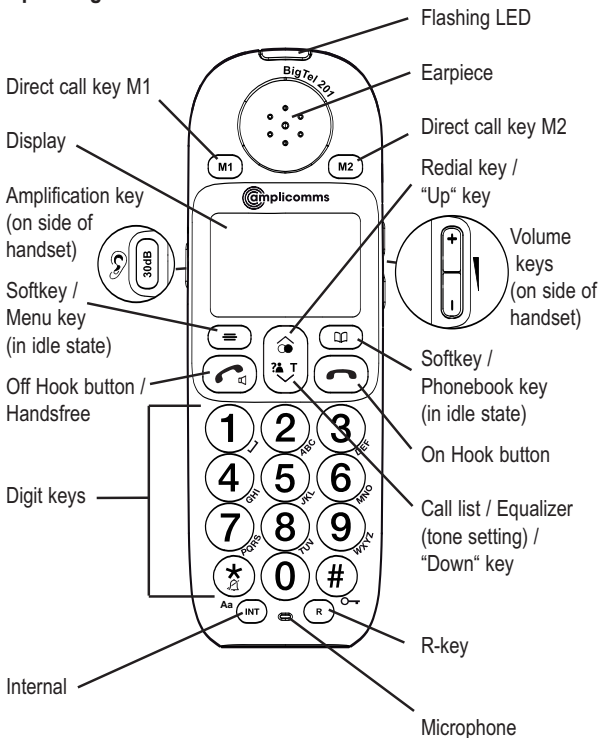


DE

GB

FR

Operating Elements



Connecting the charging station

Connect the charging station to a mains power outlet.

! Attention: Use only the power adapter plug supplied with the charging station ! You should ensure access to the power adapter plug is not obstructed by furniture or such.

Registering the handset



Press the **Menu** key.



Select **Handset** and press the softkey under



Select **Registration** and press the softkey under



Select **Register** and press the softkey under



Select a number for the base station (1 - 4) and press the softkey under



Enter the relevant PIN for the base and press the softkey under



The new handset prompts "Press & Hold Page Key On Base".




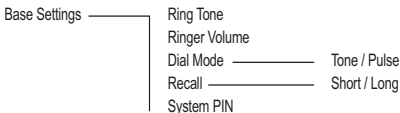
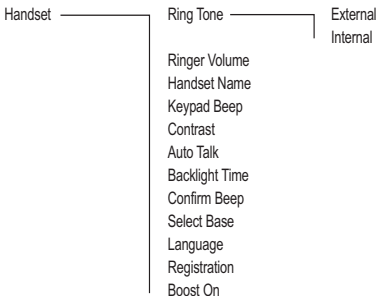
Press and hold down the paging key on the base station until the LED is flashing (approx. 10 sec).

After a few seconds the handset will be registered.



Menu Structure with a base BigTel 200/202

Phonebook



Detailed information for using the handset and instructions for safety and disposal you find in the **user guide of your BigTel 200/202**.





Vertrieb: Audioline GmbH, D-41460 Neuss

August 2011 – Ausgabe 1.0

